
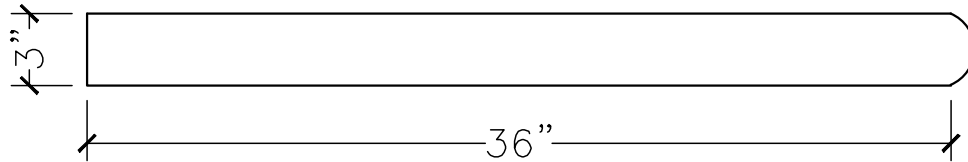


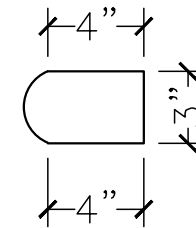
JOB:	MOLD: WT-84 36" w / RETURN
BAY# 46-B	STONE COLOR:
DATE:	SCALE: 1 1/2" = 12" NEED:



TOP VIEW



FRONT VIEW



SECTION VIEW