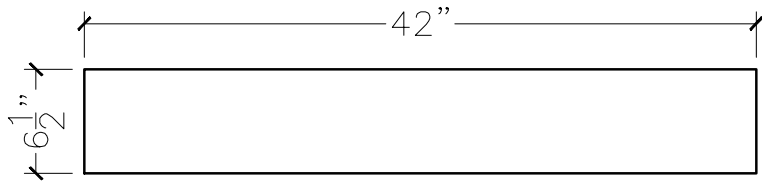
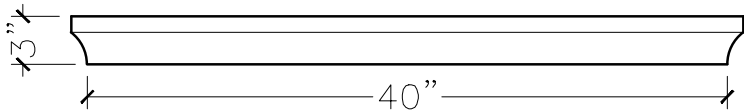


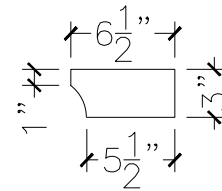
JOB:	MOLD: WT-51 40"DBL.RETURN
BAY#: 18-A	STONE COLOR:
DATE:	SCALE: 1"=12" NEED:



TOP VIEW



FRONT VIEW



SECTION VIEW