
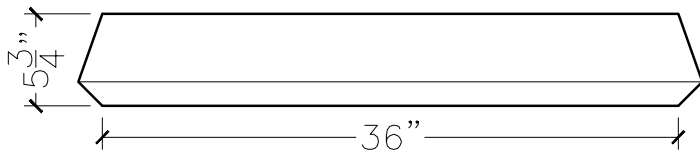


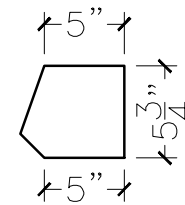
JOB:	MOLD: WT-43 36"DBL.RETURN
BAY#: 9-B	STONE COLOR:
DATE:	SCALE: 1"=12" NEED:



TOP VIEW



FRONT VIEW



SECTION VIEW