
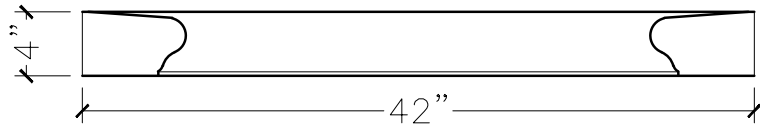


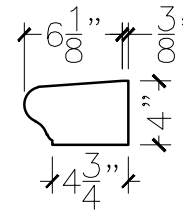
JOB:	MOLD: WT-40 42"DBL.RETURN I.C.	
BAY#: 9-B	STONE COLOR:	
DATE:	SCALE: 1"=12"	NEED:



TOP VIEW



FRONT VIEW



SECTION VIEW