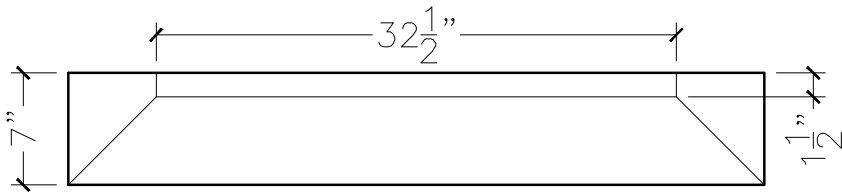
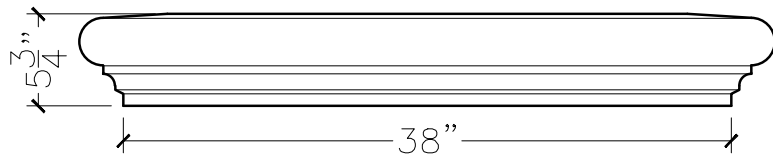


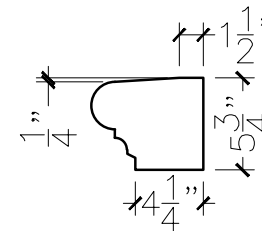
JOB:	MOLD: WT-2 38"DBL.RETURN
BAY#: 169	STONE COLOR:
DATE:	SCALE: 1"=12" NEED:



TOP VIEW



FRONT VIEW



SECTION VIEW