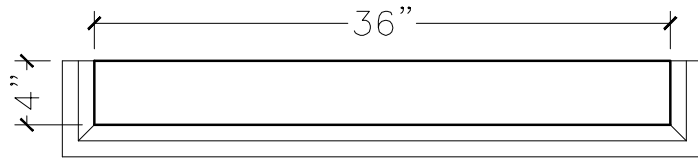
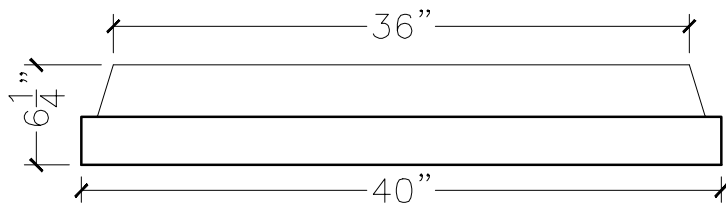


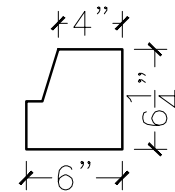
JOB:	MOLD: WT-135 40"DBL.RETURN	
BAY#: 307-A	STONE COLOR:	
DATE:	SCALE: 1"=12"	NEED:



TOP VIEW



FRONT VIEW



SECTION VIEW