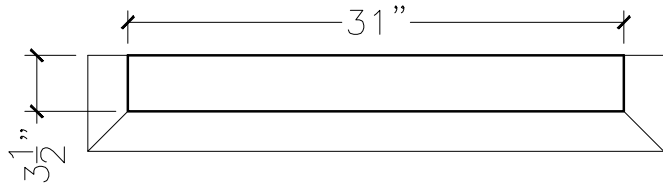



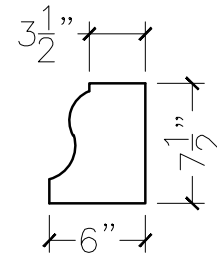
CUSTOMER:	
JOB:	MOLD: WT-125 36" DBL. RETURN
BAY#: 319-A	STONE COLOR:
DATE:	SCALE: 1"=12" NEED:



TOP VIEW



FRONT VIEW



SECTION VIEW