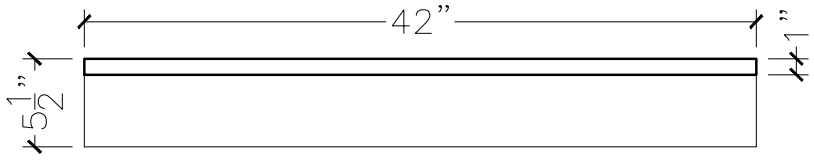



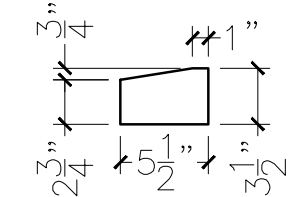
JOB:	MOLD: WT-102 42"STRAIGHT
BAY#: 46	STONE COLOR:
DATE:	SCALE: 1"=12" NEED:



TOP VIEW



FRONT VIEW



SECTION VIEW