



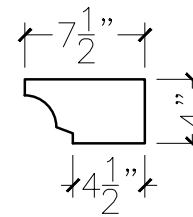
JOB:	MOLD: WT-101 42"DBL.RETURN
BAY#: 46	STONE COLOR:
DATE:	SCALE: 1"=12"      NEED:



TOP VIEW



FRONT VIEW



SECTION VIEW