



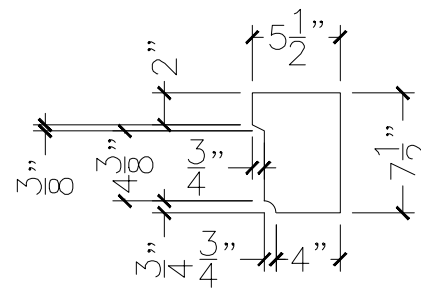
CUSTOMER:	
JOB:	MOLD: WS-38 48" D.R.
BAY#: 32-A	STONE COLOR:
DATE:	SCALE: 1"=12" NEED:



TOP VIEW



FRONT VIEW



SECTION VIEW