
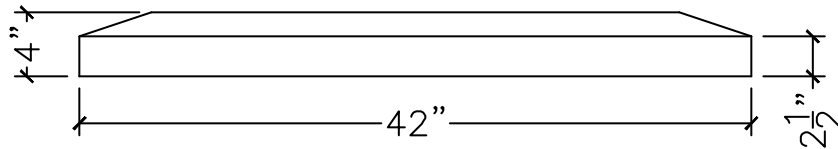


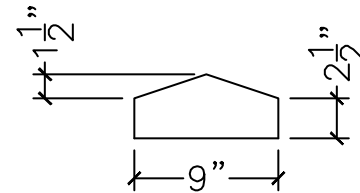
CUSTOMER:	
JOB:	MOLD: WC-1 42"W/90*returns
BAY#: 181	STONE COLOR:
DATE:	SCALE: 1"=12" NEED:



TOP VIEW



FRONT VIEW



SECTION VIEW