



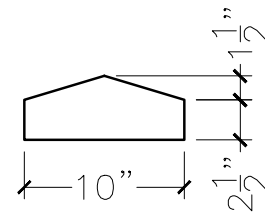
| | |
|-----------|--------------------------|
| JOB: | MOLD: WC-1 10"W 36" wEND |
| BAY#: 182 | STONE COLOR: |
| DATE: | SCALE: 1"=12" NEED: |



TOP VIEW



FRONT VIEW



SECTION VIEW