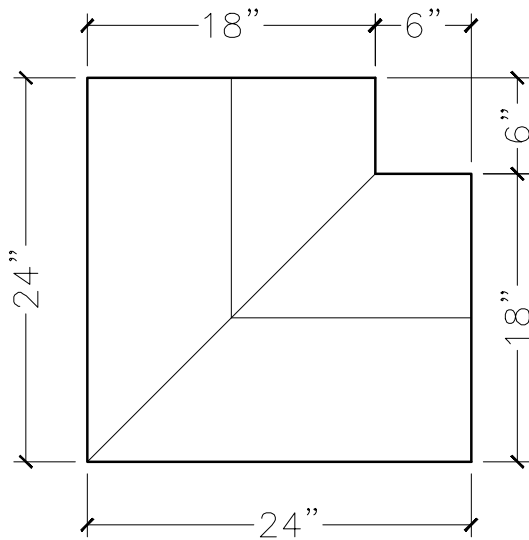
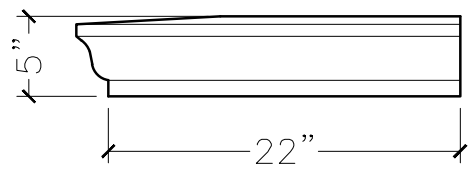


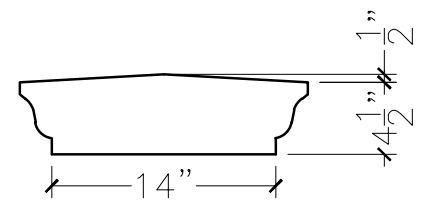
CUSTOMER:	
JOB:	MOLD: WC-167 14"W 90°TURN
BAY#: 258-A	STONE COLOR:
DATE:	SCALE: 1"=12" NEED:



TOP VIEW



FRONT VIEW



SECTION VIEW