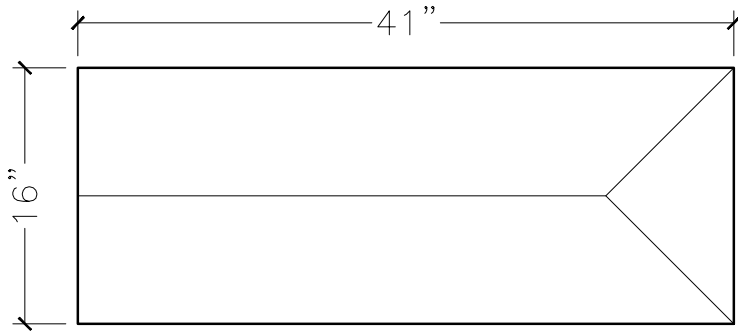
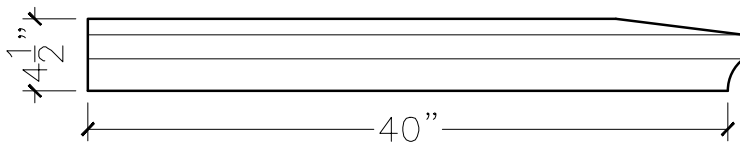


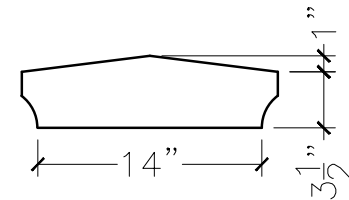
CUSTOMER:	
JOB:	MOLD: WC-163 14"W 40"w/END
BAY#: 181-B	STONE COLOR:
DATE:	SCALE: 1"=12" NEED:



TOP VIEW



FRONT VIEW



SECTION VIEW