



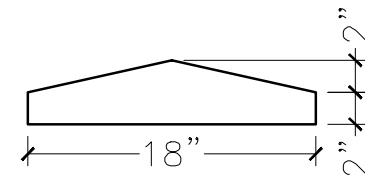
CUSTOMER:	
JOB:	MOLD: WC-159 18"W 38"W/RETURN UP/DOWN
BAY#: 181-A	STONE COLOR:
DATE:	SCALE: 1"=12"      NEED:



TOP VIEW



FRONT VIEW



SECTION VIEW