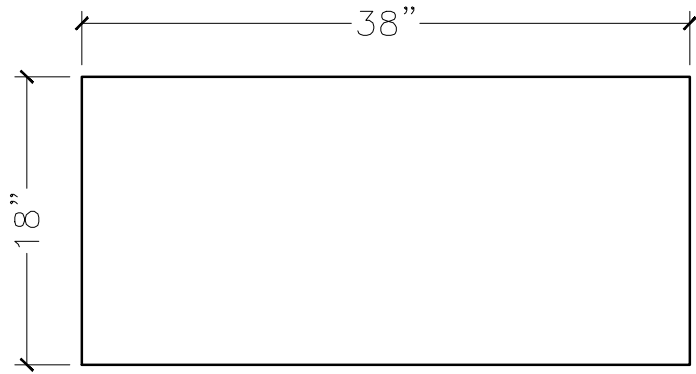



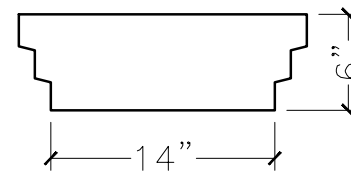
CUSTOMER:	
JOB:	MOLD: WC-157 14"W 36" w/END
BAY#: 181-A	STONE COLOR:
DATE:	SCALE: 1"=12"      NEED:



TOP VIEW



FRONT VIEW



SECTION VIEW