



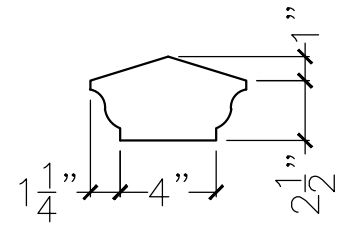
CUSTOMER:	
JOB:	MOLD: WC-140 4"W 36" wEND
BAY# 258	STONE COLOR:
DATE:	SCALE: $1\frac{1}{2}" = 12"$ NEED:



TOP VIEW



FRONT VIEW



SECTION VIEW