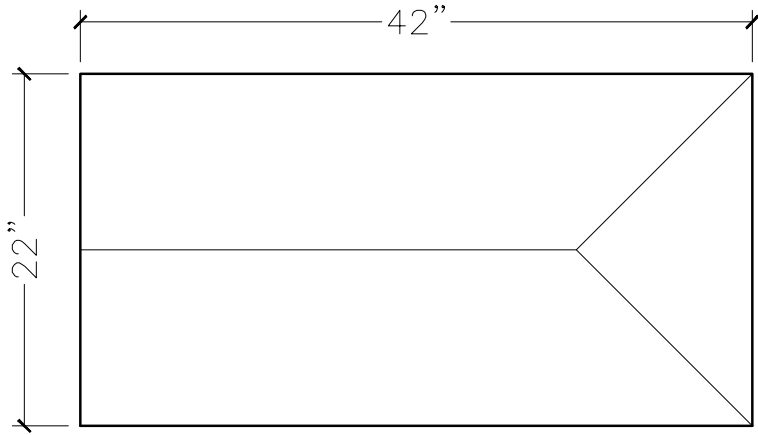
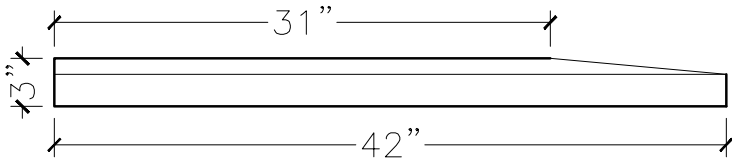



JOB:	MOLD: WC-120 22"W 42"w/END
BAY#: 44-A	STONE COLOR:
DATE:	SCALE: 1"=12" NEED:



TOP VIEW



FRONT VIEW



SECTION VIEW