
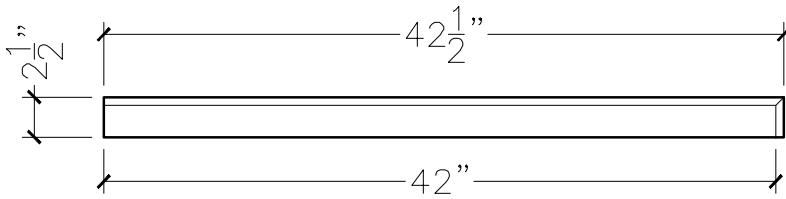


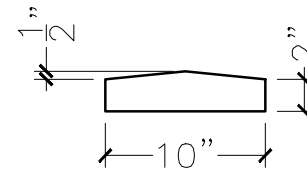
JOB:	MOLD: WC-110 42"RETURN DOWN
BAY#: 47-B	STONE COLOR:
DATE:	SCALE: 1"=12" NEED:



TOP VIEW



FRONT VIEW



SECTION VIEW