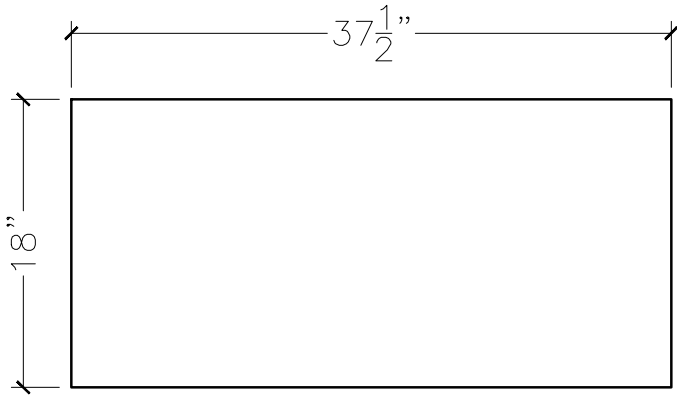



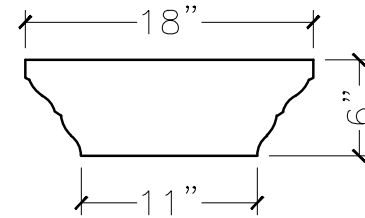
JOB:	MOLD: WC-109 11"WIDE 34" wEND
BAY#: 307-B	STONE COLOR:
DATE:	SCALE: 1"=12" NEED:



TOP VIEW



FRONT VIEW



SECTION VIEW