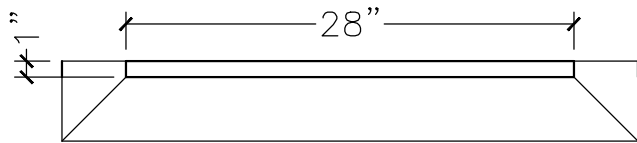
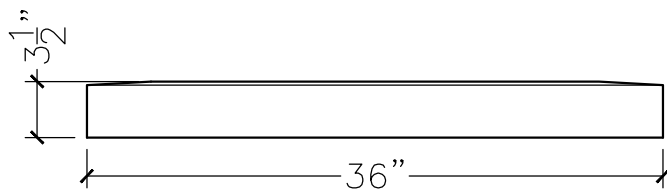


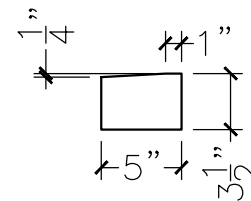
JOB:	MOLD: SILL-60 36" DBL.RETURN
BAY#: 57-B	STONE COLOR:
DATE:	SCALE: 1"=12"      NEED:



TOP VIEW



FRONT VIEW



SECTION VIEW