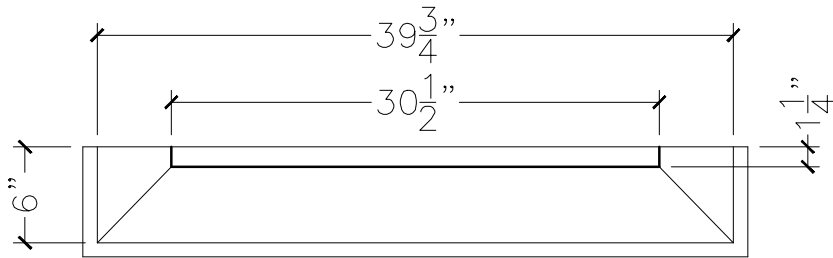
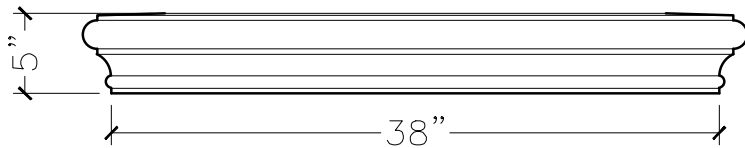


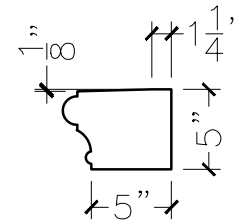
JOB:	MOLD: SILL-59 38" DBL. RETURN
BAY#: 57-A	STONE COLOR:
DATE:	SCALE: 1"=12" NEED:



TOP VIEW



FRONT VIEW



SECTION VIEW