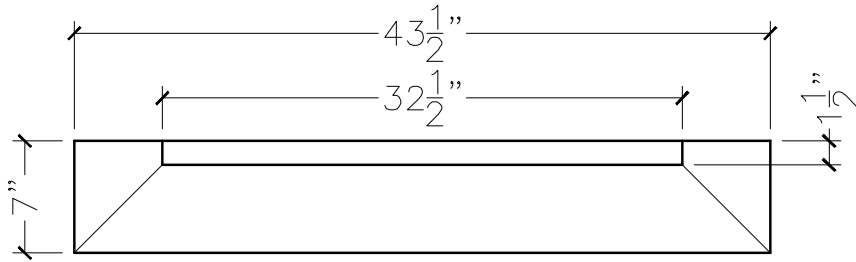
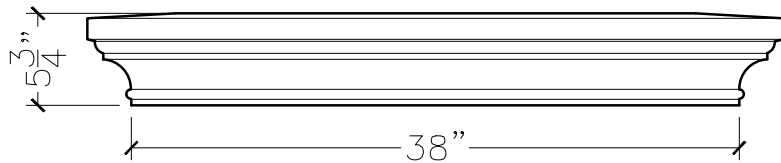


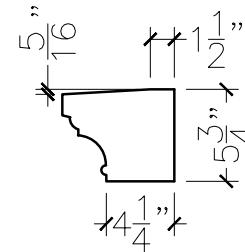
JOB:	MOLD: SILL-4 38"DBL.RETURN	
BAY#: 169	STONE COLOR:	
DATE:	SCALE: 1"=12"	NEED:



TOP VIEW



FRONT VIEW



SECTION VIEW