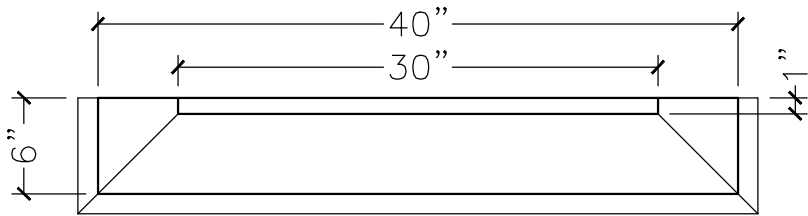
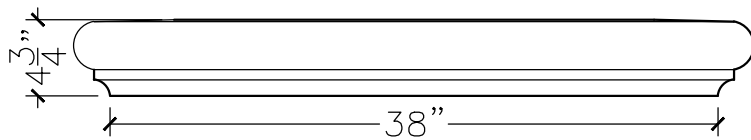


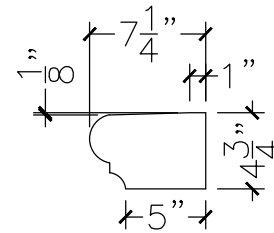
JOB:	MOLD: SILL-48 38" DBL. RETURN
BAY#: 114-A	STONE COLOR:
DATE:	SCALE: 1"=12" NEED:



TOP VIEW



FRONT VIEW



SECTION VIEW