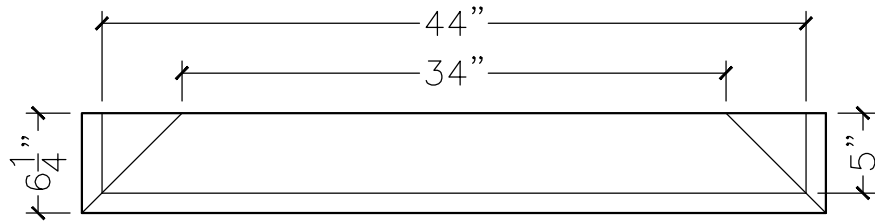
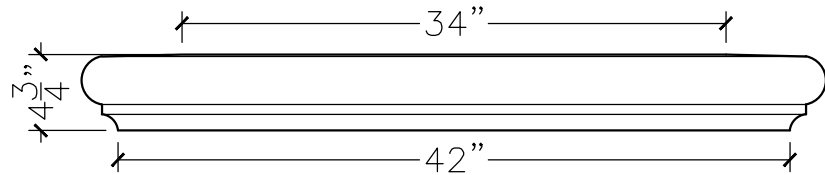


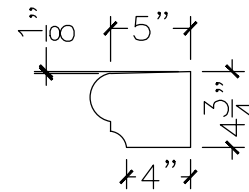
JOB:	MOLD: SILL-46 42"DBL.RETURN
BAY#: 57-B	STONE COLOR:
DATE:	SCALE: 1"=12" NEED:



TOP VIEW



FRONT VIEW



SECTION VIEW